

Annual Report 2020



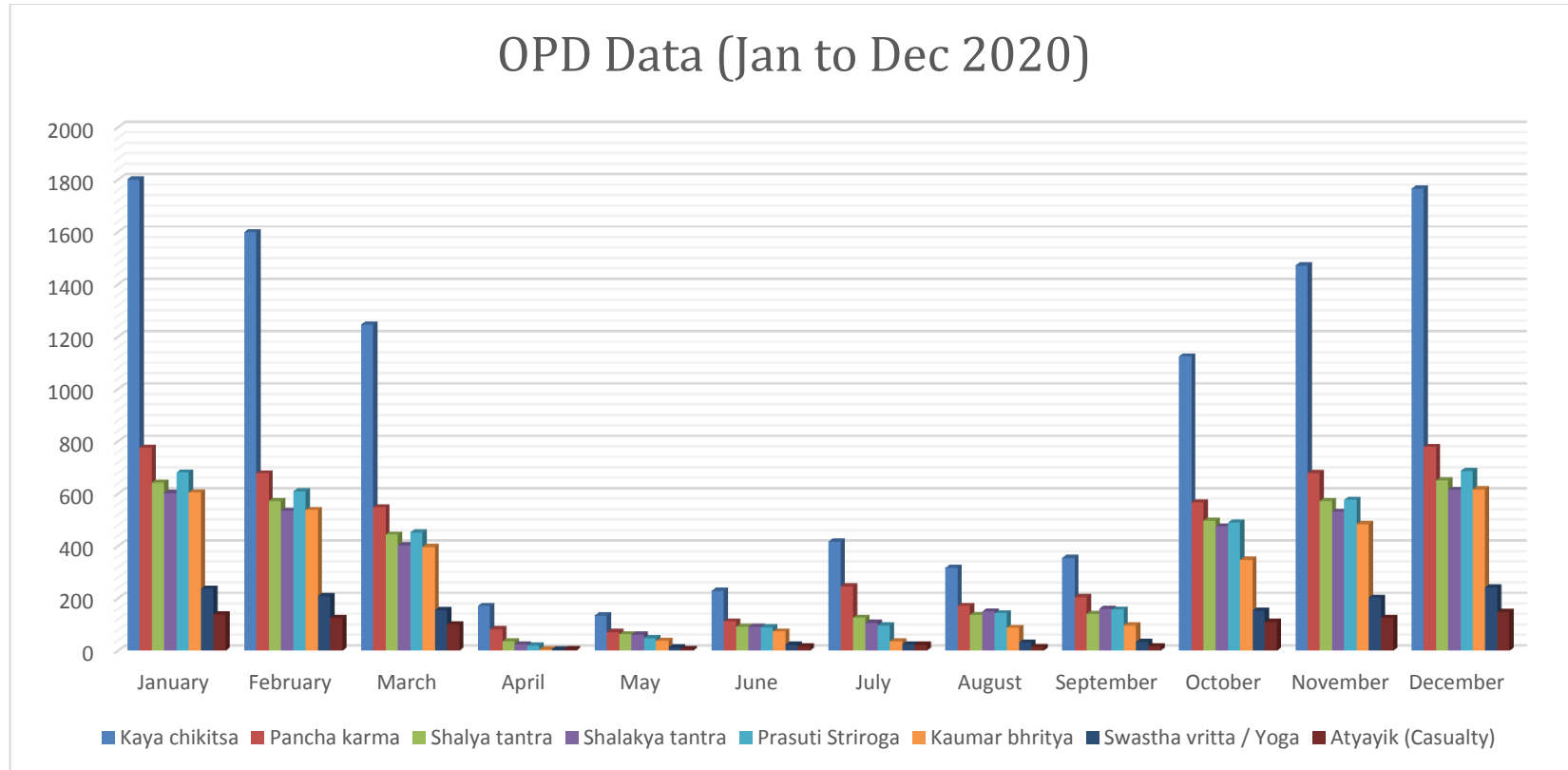
**Rashtrasant Janardhan Swami Ayurved Medical College & Research Center
Shri Janardhan Swami Ayurved Hospital & Research Center**

OPD Data (NUMBER OF PATIENTS ATTENDED OPD (1st Jan to 31st Dec 2020))

Sr. No.	Month	Kaya chikitsa	Pancha karma	Shalya tantra	Shalakya tantra	Prasuti Striroga	Kaumar bhritya	Swastha vritta / Yoga	Atyayik (Casualty)	Total
1	January	1801	776	642	603	681	605	237	139	5484
2	February	1599	678	572	535	609	538	209	125	4865
3	March	1246	548	444	403	452	397	155	101	3746
4	April	171	82	36	24	20	5	5	6	349
5	May	135	72	63	62	48	38	13	7	438
6	June	229	112	92	92	90	74	23	17	729
7	July	417	246	126	107	97	36	25	23	1077
8	August	317	171	137	150	143	88	32	15	1053
9	September	355	205	141	160	157	97	34	17	1166
10	October	1125	567	497	475	490	348	153	110	3765
11	November	1472	679	572	531	577	484	203	126	4644
12	December	1766	779	651	615	687	617	242	148	5505
13	Total	10633	4915	3973	3757	4051	3327	1331	834	32821



Rashtrasant Janardhan Swami Ayurved Medical College & Research Center Shri Janardhan Swami Ayurved Hospital & Research Center





**Rashtrasant Janardhan Swami Ayurved Medical College & Research Center
Shri Janardhan Swami Ayurved Hospital & Research Center**

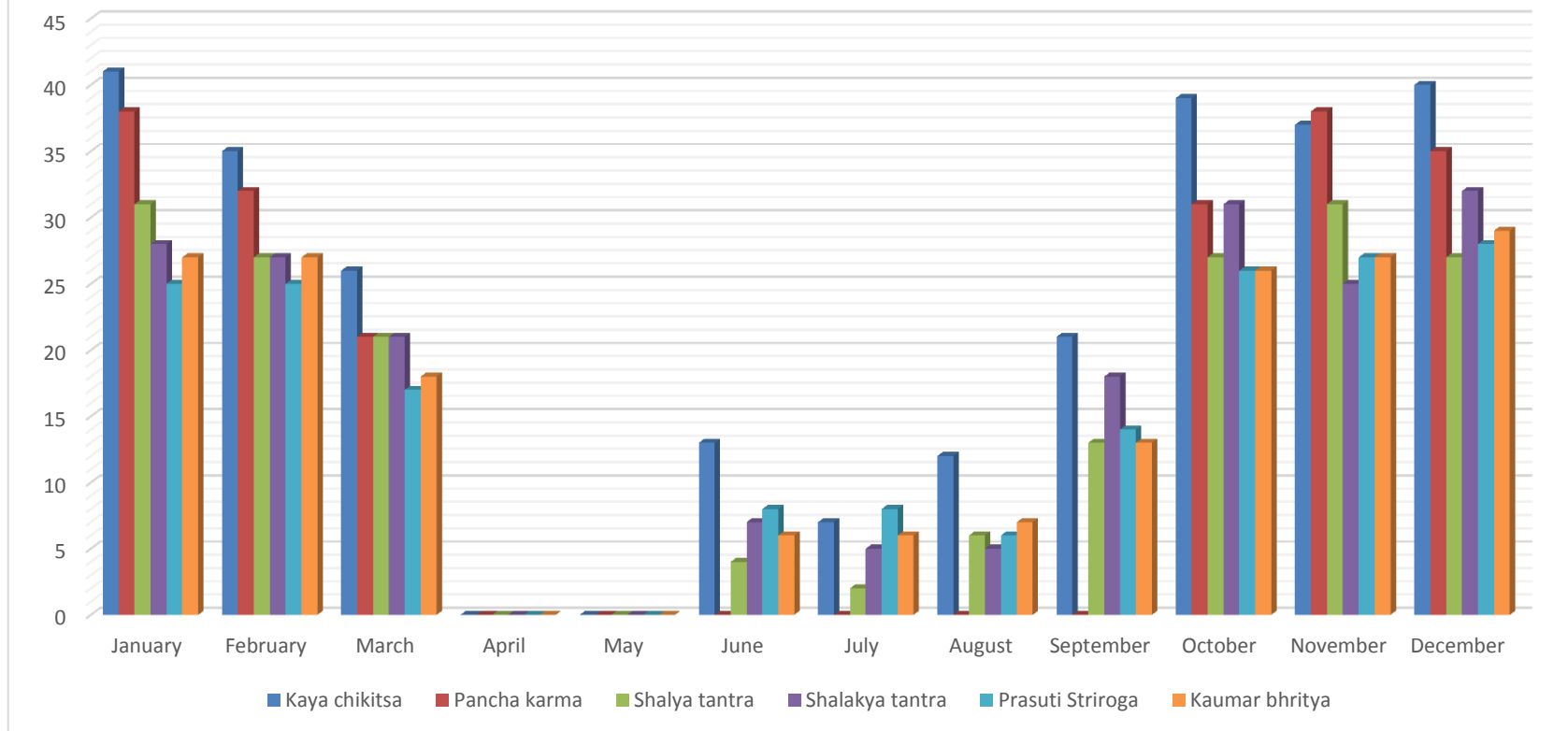
IPD Data (NUMBER OF IPD PATIENTS from 1st Jan to 31st Dec 2020)

Sr. No.	Month	Kaya chikitsa	Pancha karma	Shalya tantra	Shalakya tantra	Prasuti Striroga	Kaumar bhritya	Total
1	January	41	38	31	28	25	27	190
2	February	35	32	27	27	25	27	173
3	March	26	21	21	21	17	18	124
4	April	0	0	0	0	0	0	0
5	May	0	0	0	0	0	0	0
6	June	13	0	4	7	8	6	38
7	July	7	0	2	5	8	6	28
8	August	12	0	6	5	6	7	36
9	September	21	0	13	18	14	13	79
10	October	39	31	27	31	26	26	180
11	November	37	38	31	25	27	27	185
12	December	40	35	27	32	28	29	191
13	Total	271	195	189	199	184	186	1224



Rashtrasant Janardhan Swami Ayurved Medical College & Research Center Shri Janardhan Swami Ayurved Hospital & Research Center

IPD Patients (Jan to Dec 2020)





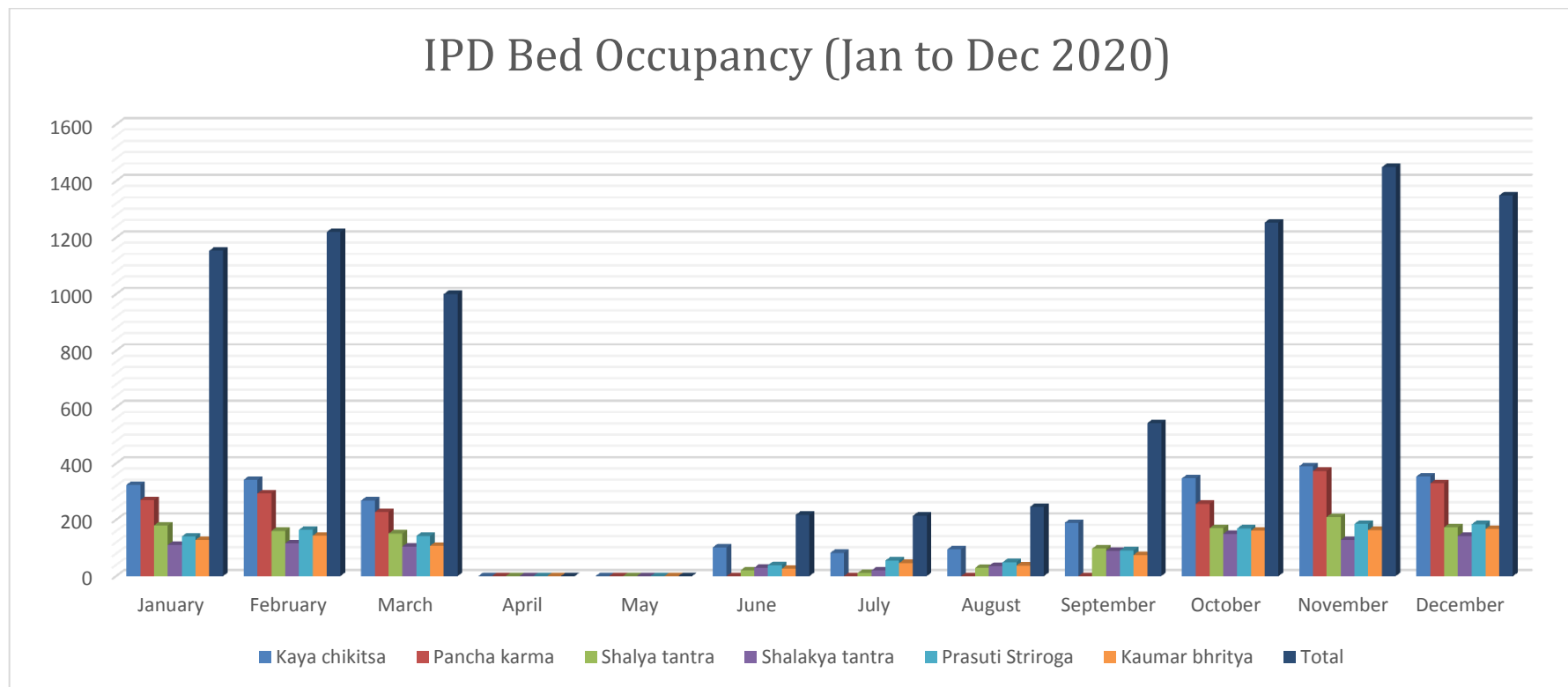
**Rashtrasant Janardhan Swami Ayurved Medical College & Research Center
Shri Janardhan Swami Ayurved Hospital & Research Center**

IPD Data (Total Bed days Occupied 1st Jan to 31st Dec 2020)

Sr. No.	Month	Kaya chikitsa	Pancha karma	Shalya tantra	Shalakyta tantra	Prasuti Striroga	Kaumar bhritya	Total
1	January	324	270	180	111	140	128	1153
2	February	342	294	160	116	164	143	1219
3	March	268	227	151	105	142	107	1000
4	April	0	0	0	0	0	0	0
5	May	0	0	0	0	0	0	0
6	June	102	0	20	30	39	26	217
7	July	82	0	11	20	55	46	214
8	August	95	0	29	36	49	37	246
9	September	189	0	98	90	91	75	543
10	October	347	256	170	150	169	161	1253
11	November	390	373	210	128	185	163	1449
12	December	354	329	173	142	184	167	1349
13	Total	2493	1749	1202	928	1218	1053	8643
Bed Occupancy: 23.61%								



Rashtrasant Janardhan Swami Ayurved Medical College & Research Center Shri Janardhan Swami Ayurved Hospital & Research Center



Due to Covid Pandemic we have faced huge loss of number of patients in OPD & IPD during Apr to Sept 2020. During this period we have distributed and promoted AYUSH kadha & various Ayurved promotion to build immunity against COVID-19.

INFORMATION ABOUT VARIOUS SECTIONS IN THE HOSPITAL

Number of Deliveries Conducted – 15

Total number of operations done from 1st Jan to 31st Dec of last calendar year -29

Total number of patients treated by Kshar sutra application - 35

CLINICAL LABORATORY

S. No.	Investigation done	Number
1.	Haematological Tests	4863
2.	Bio-Chemistry Tests	1190
3.	Serology Tests	326
4.	Microbiology Tests	831
5.	Total number of Investigations carried out	7210
Other Investigations done		Number
X-rays		432
ECG		399
USG		80
AMBULANCE		Available

XI) DETAILS OF KARMAS CARRIED OUT
(From 1st Jan to 31st Dec of last calendar year)

S. No.	Patients	Snehan	Swedan	Vaman	Virechan	Basti	Nasya	Raktmokshan	Shirodhara	Shirobasti	Other
1.	From O.P.D.	1053	935	41	130	310	137	48	52	199	615
2.	From I.P.D.	2276	1840	189	75	1528	376	63	139	325	569
3.	Total	3329	2775	230	205	1838	513	111	191	524	1184

XII) DETAILS OF MEDICAL CAMPS CONDUCTED BY COLLEGE
(From 1st Jan to 31st Dec of last calendar year)

S. No.	Nature of the Camp	Date	Place	General/Specific Disease	Number of Patients
1.	Diagnosis & Treatment	21.01.2020	Sanvantsar	General	101
2.	Diagnosis & Treatment	15.02.2020	Pohegaon	General	105
3.	Blood Donation	16.08.2020	SJS Ayu Hospital, Kokamthan	Blood Donation	35
4.	Blood Donation	30.09.2020	SJS Ayu Hospital, Kokamthan	Blood Donation	48
5.	Diagnosis & Treatment	27.10.2020	SJS Ayu Hospital, Kokamthan	Diseases of Bones & Joints	135
6.	Diagnosis & Treatment	30.10.2020	SJS Ayu Hospital, Kokamthan	Diseases of Bones & Joints	98
7.	Diagnosis & Treatment	29.11.2020	Suregaon	General	129
8.	Diagnosis & Treatment	22.12.2020	Rahata	General	140

Development of Herbal Garden – We have developed herbal garden in 2020 with number of plants-307 with number of species 116.

**Sd-
Principal
Dr. Gite Yogeshkumar A.**